

Nancy's Worm Fly

By Jerry Hopewell




Here is something you might like to try. This would be a take- off of a San Juan Worm. It would be best to include it as one of the flies on a two or three fly rig. This is a very simple fly to assemble and effective catching fish.

Hook: Mustad C49S number 16


Thread: Red 10/0

The material used for the worm is red Super Floss sometimes called Stretchy Floss.


Wrap a thread base and secure at the rear with a half hitch.



Using a thread bobbin, make a nail knot, about five turns.



Slip the knot onto the hook and pulling both ends of the floss, tighten over the thread base.



Secure the rear with tying thread and cut excess. Place a drop of head cement on knot and you are finished.