



INSIDE THIS ISSUE:

President's Message	2
Outing Report	2
Northern Adventure	2
Still Waters	3
Fishing with Dad	4
Fly's from Jerry's Bench	4
2006 Calendar of Events	6
Big Meadow Pictures	6
Bulletin Board	7

Special Points of Interest:

July

Fly Casting & BBQ

Fly Casting 6 PM

BBQ 7 PM

October

Team USA Trials

Check the Bulletin board!

Thursday, July 20 Casting & Fly Tying

For July we are going to concentrate on skills at our club meeting. Dan Busby will be outside demonstrating, instructing and helping to correct bad habits in our casting stroke. Dan will have the club rods but feel free to bring your own.

Inside we will have tables set up so that you can bring your vices, specifically your fly tying vices and your kit and caboodle, to tie the irresistible fly for your July fishing outing. Rubber necking at both events is an acceptable practice.

July is also our club BBQ so come put down a few while visiting with others about catching a few.

Distribution of our Monthly Fly Dope Has Change.

The Board has received several request to take the Fly Dope electronic. Starting last month (June) those of you whom have e-mail address will receive the news letter in your electronic mail box. Those of you with out connections to the World Wide Web will still continue to receive the news letter via U.S. Mail.

When you receive the Fly Dope via e-mail it will be in color as well as more timely. Typical time delay between publication and delivery is about 7 days, so the sooner you get the easier it is to plan for club activities.

We are doing this to keep more of our dues and fund raising funds going towards our conservation efforts. Those of you with e-mail accounts who do not wish to receive the Fly Dope by e-mail need to contact Scott West at (559) 299-2845 or mandydad@sbcglobal.net.



Amanda West Fishing - Her story is on page 4

PRESIDENTS MESSAGE

Mike Telford

This will be my last President's message as I will be looking out of my windows watching the Deschutes River flow by when the next newsletter comes out in August. Both times, I have enjoyed being your president and I will miss each and every one of you that I have had the opportunity to know or fish with.

The board has several fun and interesting things planned for the balance of the year. Dave Burris has stepped up to the plate to volunteer his services as our new Webmaster. The club's website is in the process of being revamped. Critical to the success of this effort is the support of each and every club member. Web content is an enormous job and here is where everyone's effort is needed. When the website is up and running in its new form, Dave will need your help to keep it current and interesting. Ultimately, it will reflect the effort that we all put into it. Another event is our first ever-Fly Tying Exposition. More information will follow as it develops but the board thinks that it will be an excellent way to showcase our talent, raise conservation funds, and attract new members.

I hope those of you that go north to fish take the time to look me up for a cold Black Butte Porter at the Deschutes Brewery or a little fishing.

Outing Report

Don Shuda

Our next outing will be at Courtwright Res. on August 19th. We can meet at the parking lot about 8:00 and spread out from there. If you are float tubing there is plenty of fishing area by the boat launch, across the face of the dam and along both sides. If you have access to a boat, you might want to go to the back end and fish the feeder streams (good for German Browns). The winds usually come up about 1:30, if so we can meet back up at the parking lot for lunch and tell fish stories. If you have any questions - give me a call.

I am looking for someone to sponsor the September outing as I will not be available for any weekend that month. Let me know if you can help out, and we will put it together-Otherwise we will have to cancel it.

A Northern Adventure

Jim DeSwarte

Finally! A week away from home dedicated to fly-fishing! Roger Miller had been asking around for a traveling companion to the NCCFFF Board Meeting at Lake McCumber on June 3rd. Unfortunately I found myself available (not working), and was able to accept his offer. We sped off Friday morning about 7 am, stopped on the way for a late breakfast, and got to Lake McCumber by about 2:30. Quickly finding a camp spot, we launched Rogers pontoon boats and proceeded to land a bunch of Rainbows and a few Browns during a brief downpour. We quit only because dinner was being served. This little lake, a little smaller than Hume, is really a beautiful relaxation spot.

Saturday morning, Roger and I attended the NCCFFF meeting. At about 11:00, however, I went fishing from the dock and had landed 11 fish when Roger and the rest of the Board ended their meeting and were able to get some evening fishing in starting about 3:00. Amongst about a half dozen fish, Roger also landed a 15" rainbow. I had also caught about another half dozen fish.

Again we quit for dinner.

The next morning, after breakfast, we broke camp and headed for Lassen Volcanic National Park. Despite heavy winds, we again launched the pontoon boats in Manzanita Lake and with a fantastic view of snowy Mount Lassen, caught some unwary trout. Roger said he has never caught such small fish there,

Continued Next Page.

A Northern Adventure (Cont.)

Jim DeSwarte

but was still happy with his 15" Rainbow. My, 13" Brown was a good fighter, too! Fishing was a little slow, and with the wind, we decided to head for Cassel. Once there, Roger gave me a whirlwind tour of the area: Several spots on Hat Creek and its view of McGee Peak, Baum Lake, Pit River, Fall River with its view of Mount Shasta, and on another day, the amazing Burney Falls.

We fished Hat Creek several times, landing many fish including Roger's 15"er. We also fished Baum Lake several times where we both landed fish up to 17" (and Roger one-upped me by hooking a muskrat). Roger told me the fishing was slow, but even so, I was having nothing but fun. There were ducks and ducklings, geese and goslings, pelicans, and amazing displays by dive-bombing osprey. On the Fall River, Roger hooked a "very big" fish, but it broke his 6X tippet. Fortunately, 5X held my 17" Rainbow.

If you have the time, this is a great trip! Everything is in such close proximity, your fishing options are minutes away! And PLEASE don't forget to visit Burney Falls. With water not only coming over the falls, but flowing out of the mountain itself because of fissures between its lava layers, the view is spectacular to say the least.



Burney Falls



Fall River 17 Inch Rainbow

Still Waters

Stephen Neal

A swirling mass of billowing smoke filled the Northern sky as I drove towards Coarsegold. It was a range fire in the Madera foothills more heat for and already hot day. I skirted the fire as I drove east on Ave. 12 then North on 41. Ron Manfredo had invited Kevin and I to go Bass Fishing with him after work last Thursday. We all met up at the intersection of Hwy 41 and 145 and climbed in Ron's pickup. We spent the time catching up on what had been going on in each other lives and inspecting the parched grass as we wound uphill to our destination.

It was hot in the valley and I did not expect much relief from the heat in the foothills, but I was pleasantly surprised when we got out of the truck. There was a slow breeze blowing out of the North West and the heat of the day quickly dissipated as we prepared our rods and selected our flies. It was a perfect late afternoon for fishing and the days worries fell away just like the heat as we fished still waters for monsters' of the deep.

Fishing with my Dad

Amanda West

One hot day, a week after school got out for the summer, daddy took me fishing. We stopped at Mc Donald's in Oakhurst. I had a kid meal and daddy had a hamburger. Then we went to Fish Camp. When we got there, daddy sprayed bug repelint on me to keep the bugs off. Then we walked on a path to the secret spot where we caught the first fish that had a purple stripe on its belly. Daddy let me real in all the fish we caught. We caught a lot of fish, but most of them got away, so we only touched four.

After we caught the first fish, daddy let me take some pictures. But pretty soon the camera ran out of batteries. I only took 24 pictures. Then we climbed a lot of rocks to get to different fish holes where we caught more fish!! Soon we saw a mommy and six baby ducklings. The mommy was bad because she tried to make the baby ducks climb this big slippery rock. They couldn't do it, so they went in a different direction and swam away.

So after that, we went fishing some more and dad swung the line and the fly got caught on a twig by the edge of the water. So I went to rescue the fly because it was our lucky fly, and I did, but I almost fell in! So we fished a couple of more times and then set back for the car. When we got to the car, we saw a deer. So we got out and watched the deer for a few minutes. Then it ran away.

On the way home we stopped by Carl's Jr. and got milk shakes and mini chocolate cake. Then we drove home. I fell asleep before we got home. That was our big fishing trip. The End.

Fly's From Jerry's Bench

Jerry Hopewell

Hook : 8 - 12
 Thread : Black
 Tail : Black or brown goose biot
 Weight: 10 to 15 turns of .020 lead wire
 Underbody: Wrap thread or dubbed rabbit to make a smooth underbody
 Body : Peacock herl
 Rib : Flat gold tinsel
 Hackle Collar : Brown hen
 Horns : Two white slips of goose biot tied so the tips flare up

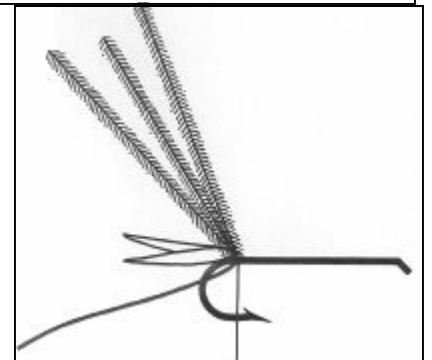


Prince Nymph

This fly was originated by Doug Prince a local fly tier. It is used all over the world and is one of the go to flies

Tying Instructions

1 Take the thread down to the bend of the hook and tie in two goose biots. One on each side of the hook shank- with its natural curve used so the tail forms a 'V' shape when viewed from above, trim waste biots and tie in a length of tinsel for the rib and also 4-8 bronze peacock herls (depending on the size of the hook) by the tips. Do not use the last 1" or so of the peacock herls as they can be very fragile and will break off before you even start to wrap the herl. Weight and make smooth underbody. Take the thread up to the eye of the hook.




(Continued Next Page)


Fly's From Jerry's Bench

(Continued from page 4)


2 You have a choice when you wrap the herls for the body. You can either twist all the herls together making a 'rope', then wind this forward in close touching turns up the shank forming the body or alternatively take one herl at a time and take it up the shank, again touching turns and tie them in at the head. I find that doing it this way, you get a better looking body - it just takes a little longer. Trim any waste herl at the head.



3 Next, take hold of the rib in a pair of hackle pliers (if preferred), wrap in open, even turns up the body. By doing this, it will help give the fragile herl body a bit more durability. Tie in at head and trim waste, then take a hen hackle and tie it in by the tip and fold the fibres of the hackle to the rear of the fly as shown in the diagram ready to wrap.



4 Take hold of the hackle stem and wrap around the hook shank making sure all the fibres are 'folded' and pointing towards the tail as you wrap the hackle. Make 2-4 turns of hackle with the length of the fibres being approx 2/3rd's the length of the body. Secure hackle and trim waste.



5 Lastly, take two goose biots to form the wings. Tie one in at a time on top of the hook shank. So that they lie in a 'V' shape hugging the top of the body when done, as shown in the diagram. They should be about 2/3 the length of the body when finished. Trim off the waste biots and build a nice neat head. Whip finish, trim waste thread and varnish to complete.



Once the fly is finished, it should look similar to this.



2006 CALENDAR OF EVENTS

June

Big Meadows Work Day: June 24

July

Portal Fore Bay Outing: July 15 (Don Shuda)

Rod Building July 27 at Monthly Mtg.

August

Courtwright Res. Outing (Aug. 19)

September

Wishon Res. Outing (Date TBA)

October

Fly Fishing Team USA Trials: October 28 & 29 (Jayne Ferrante)

Cedar Grove Outing (Date TBA)

November

San Luis Res. (Nov. 25)

Conservation Corner

Big Meadows Classroom



Field Experience

Jim Wilcox



Fresno and Kaweah Fly Fishing club members learn more about meadow restoration from Jim Wilcox

BULLETIN BOARD

Help us out on the Lower Kings!! **LOWER KINGS RIVER ANGLER SURVEY FORM**

There's a new web page in town and among its other features is an angler's survey form for fishing the lower Kings River.

The web page is <http://www.kingsriverfisheries.org>. Under the Navigation menu on the left hand side is an entry titled "Angler Survey". Click on the item, fill in the blanks and submit. The results will be transmitted to the Department of Fish and Game.



Kevin Wren's Sand Creek Brown

Our Mission:

Fly Fishers for Conservation (FFC) was organized in 1961 by a group of devoted Fly Fishers deeply concerned with the preservation of trout and all game fish, their environment, and the quality of fishing. Our club has maintained two goals since this time:

To foster and promote the sport of angling with artificial flies

To protect, conserve, and increase our angling resources.



FFFC Membership Application

Name _____

Address _____

Email _____

Phone _____

Fees are due February 1, each year.
Pro-Rate: Pay for months remaining until January 30 including current month at 1/12 annual rate.
 * Add initiation fee, \$10.
 One newsletter per household.

- Regular Membership \$36
- Senior Membership \$24 (over age 65)
- Spousal Member \$12
- Jr. Member \$6 (Under 18)
- Lifetime Member \$500
- Shoulder Patch \$5
- CSUF Scholarship Donation \$ _____
- Conservation Donation \$ _____

Initiation fee \$ 10.00

Total: \$ _____

Make Check payable to FFFC.
Mail to 100 E. Sierra, PMB 3310, Fresno, CA 93710

Office use only: Amount _____ Check/Cash _____ Date _____ Input _____ Initial _____

FLY DOPE
FLY FISHERS FOR CONSERVATION
 100 E. Sierra, PMB 3310
 Fresno, CA 93710

Periodical
 US
 Postage
 Paid at Fresno,
 California
 USPS 483-110

FLY DOPE (USPS 483-110) IS PUBLISHED MONTHLY AT \$18.00 PER YEAR BY THE FLY FISHERS FOR CONSERVATION, INC.
 POSTMASTER: SEND ADDRESS CHANGES TO FFC, 100 E. SIERRA, PMB 3310, FRESNO, CA 93710

Fly Fishers For Conservation

Meetings held at:

Fresno Sportsman's Club
 10645 N. Lanes Road
 Fresno, CA 93720

4th Thursday of every
Month
6 PM Skills Training
7 PM Program



McKenzie Cup Winner
 1989

**2006
 Slate**

Board Officers and Committee Members

Officers

President	Mike Telford	(559) 349-3874	mtelford@sti.net
1st Vice President	Fred Ramirez	323-5319, 779-9501cell	woollybuggerfred@aol.com
2nd Vice President	Roger Miller	(559) 226-4351	rogfly1@hotmail.com
Treasurer	Bob Papazian	(559) 434-6544	bobpapazian@cvip.net
Secretary	Jim DeSwarte	(559) 324-0869	jimdes2@hotmail.com
Conservation	Jayne Ferrante	(559) 446-1505	jayne@ferrantefinancial.com
Editor	Stephen Neal	(559) 251-7216	wsneal@starband.net
Membership	Scott West	(559) 299-2845	mandydad@sbcglobal.net

Committee Chairs

Social Director	Jeff Trafican	(559) 299-0591	jatraf@yahoo.com
Fly Casting	Dan Busby	(559) 433-1651	DAN.THEFLYFISHER@earthlink.net
Rod Building	John Cameron	(559) 896-6919	cam5j@aol.com
Fly Tying	Jerry Hopewell	(559) 638-5282	fluestang@comcast.net
Outings	Don Shuda	(559) 299-2026	dnjshuda@aol.com
Education Director	Bill Bruce	(559) 299-6615	bbruce@cvip.net
Communication	Pete Tampone	(559) 229-9024	peter.tampone@sbcglobal.net
Fair	Mits Kozuki	(559) 646-3020	no email
Director at Large	Paul Prespare	(559) 435-5347	utcspvp@aol.com
Director at Large	Phil Davis	(559) 347-9551	softhackel@yahoo.com
Director at Large	Jim Clark	(559) 322-1685	blueswiftrun@sbcglobal.net
Director at Large	Kevin Wren	(559) 439-0608	kevinw@calwestrain.com