

# FLY DOPE



Fresno, CA  
Founded 1961  
www.fresnoflyfishers.org

**INSIDE THIS ISSUE:**

President Message	2
Casting Who, What Why	2
Outings	3
Fly's From Jerry's Bench	4
Rod Building	6
Casting Practice	7
June Raffle	8
Bulletin Board	9

**Special Points of Interest:**

*June*

*14th*

*Lough Fishing*

*16th*

*Big Meadow Picnic*

*28th*

*General Meeting  
Casting, Fly Tying  
& FFF Presentation*

*Check the Bulletin board!*

## June 28, FFF

### James Peterson, Federation of Fly Fishers

James was born and raised in California and spent his youth in Chester, CA, where his days were spent fishing and hunting at will. His Father was a member of the State Wildlife Commission so as a youth he experienced deer trapping and tagging, planting fish and many other outdoor activities associated with the Department of Fish & Game. If he were to call a body of water "Home Water", it would be the North Fork Feather River, which was a short four block walk from his home and Lake Almanor about a mile or so depending on how fast he could peddle his bicycle. Needless to say the outdoors has always played a large role in life for him as he continues to engage in outdoor activities and now work to promote the continuation of his exposure so that the coming generations will have and enjoy the same experience as was a gift to Jim.

Jim is currently the FFF Northern Council Vice President of membership development. He has put together a presentation on what FFF is involved in and what they can and are doing for the local Fly fishing clubs. Please come and hear this exciting presentation and an equally exciting announcement.



American Shad



# PRESIDENTS MESSAGE

Stephen Neal

*“In Wildness is the Preservation of the World “ Henry David Thoreau*

Welcome back Dan Busby, While Dan has been active in the club over the past two years he has not been as active as he has wanted to be, but he is now regaining his form and has jumped back into his casting instruction. Dan is available for private lessons for those of you who need help from the ground up or just a tune up. Starting with this issue of the fly Dope, Dan will have a monthly article covering fly casting.

With summer fully upon us it is time to reflect on some safety issues pertinent to this fly fishing season. Its hot out there be sure and drink plenty of fluids, keep yourself hydrated and wear a broad brim hat to shade your head. A wet neckerchief tied around the neck can help cool your body and seek shade and rest, don't over do it. Heat stroke can hit real hard and fast so pay attention and take care of your self. Don't forget the sun screen to help protect your skin from harmful ultra violet sun rays.

This is also snake season so watch were you put your feet and hands and pay attention to your surrounding we are not the only critters that inhabit this spinning globe. While the water has receded due to our low water year using a staff is still important while fishing. The staff transforms us from a bi-pedal humanoid into a tripod giving us greater stability in the water as well as hiking on tare firma to and from the lake or river. Carry lots of water, heat and wind dehydrate us very quickly if you are thirsty you have waited to long to drink. Dehydration makes us clumsy and weak minded so carry your water and drink often. Please be safe out there so that you can regale us with your great fishing stories and not your near misses or accidents.

## FLY CASTING...WHO, WHY, AND WHAT

Dan Busby

We are forming a fly casting program to help our members improve if they wish and get new members casting well enough to really enjoy our great sport. Having regular casting classes is a very good way to bring new members in and keep them in. We will also be having classes on knots, safety, rod and reel maintenance and more.


One of our goals will be to have several members qualify as FFF certified casting instructors. If those of us teaching others are all on the same teaching program our students will move forward rapidly and have a fun time.

We plan to have a casting team and compete with the Visalia and Merced clubs. I have talked with Mark Cave and he thinks it's a great idea. I haven't talked with the Merced folks yet but I'm sure they will go along. This could turn into something big in the future. Mel Keiger and Al Kyte both think a casting club in the Central Valley would be great. The Northern CA and Southern CA clubs could converge here.


At our next board meeting we will have some dates and plans established. I will be having practice session at the southeast corner of Shepherd and Maple at the south end of the park. Call me if you wish to practice at 636-8907.



Lunch time gathering of the Dinkey Creek fishing crowd.



Glen and Paul happy with the days results



## Outings

Jeff Trafican & Bob Papazian

### MAY OUTING- DINKEY CREEK

Thirteen people showed up for our Dinkey Creek outing on May 22<sup>nd</sup>. After getting together in Shaver for some pastry and coffee, Scott West gave us the plan for the day. We traveled down Dinkey Creek Road to a nice section of the creek that Scott had selected for us to fish. It was a great day and everyone caught some fish. Although some larger fish were caught, most were in the 6-9" range and appeared to not be planted fish. The creek was at a great level for fishing, but as is the case for many creeks in the area, it was much lower than usual for this time of the year. Thanks go out to Scott West for planning and coordinating this enjoyable outing. I also want to thank my wife, Patricia, for helping with the goodies in the morning.

### June American Shad Outing

Twenty people made the trek down into the San Joaquin River Gorge for what was one of the most memorable Shad outings in recent years. The fishing and catching was spectacular at times, as big schools of shad were milling around all day. Our group was spread out over about ½ mile of river & the fishing was either red hot or stone cold depending where the schools were at the time. The only exception was Fred Ramirez who seemed to have a fish on every time you looked his way. At one point I watched him catch four Shad on four successive casts. Pretty boring, Fred! This year we passed out walkie-talkies to some of the fishermen so we could keep track of where the hot bite was. And from 10:30 to 11AM the walkie-talkies lit up as it seemed everyone in our 1000 yard stretch of river had one on. Too much fun!



Fred Ramirez had the "Hot Stick"



Lunch was hand-trucked down into the Gorge. No leftovers, thank God!



Ian McManus had a hot streak going in the morning



A nice Shad caught by Jeff Trafican. He

## Fly's from Jerry's Bench

Jerry Hopewell

### WIGGLE TAIL

Jay Fair's creation is one fly you don't leave home without. We have been tying this in our tying classes for some time. I have added one procedure that makes the fly more durable, a wire to protect the delicate hackle. Otherwise this is the way Jay Fair taught me to tie the fly. They are tied in eight color combinations.

Peacock, Burnt Orange, Leech Brown, Glimmer Medium Olive, Olive, Rust, Dark Cinnamon and Gold

Hook: #10 Sproat hook 1x short Daiichi 1530

Thread: Black 8/0


Weight: 10 wraps of .015 lead wire

Tail: Marabou fibers from the side of the feather plume

Body: Short Shuck This is a type of chenille created by Jay Fair.

Rib: Fine gold wire

Hackle: Three turns



Secure the hook in your vise. 10 wraps of .015 lead wire counter clockwise. Make a thread dam in front and to the rear of the lead wire. This keeps the lead wrap from moving.



Select marabou for the tail. Remove 3/8" to 1/4" of marabou from the stem of the plume. Trim the butt end of the marabou. Move your thread to rear of the lead wrap and catch the butt end of the marabou with the tying thread and wrap back to the rear of the body, keeping the marabou on top of the hook. I put a wrap or two under the tail to keep it on top of the hook after the fly gets wet.

Continued next page

Fly's from Jerry's Bench continued from pg 4



Now you want to attach the fine gold wire for the rib. Strip about 1/8" off the end of the Short Shuck and secure. Move the tying thread to the front of the hook and attach your hackle dull side forward. Secure the hackle by wrapping back on the stem and break the excess.



Now you are ready to assemble the fly. Wrap the Short Shuck forward to the tie in point of the hackle and secure with the tying thread. Cut the excess Short Shuck. Clean up around the head. Some of the Short Shuck material will try to stick forward. Now you to wrap the hackle three turns back to the base of the tail. Catch the hackle with the fine gold wire. Make two complete turns of the wire and wrap forward three or four turns to the head of the fly and secure with tying thread. Holding the tying thread tight, wiggle the wire until it breaks. Now you are ready to finish the fly. Pull the material back with fingers of your left hand and wrap the tying thread forcing the hackle back slightly and finish the head. I make two whip finishes and do not use head cement, your choice. The last step is to pinch off the marabou tail to 1" to 1 1/4".

The materials can be purchased from most good fly shops or: <http://www.eagleflyfishing.com/>  
Jerry Hopewell fluestang@comcast.net

Bob, Stephen & Phil smile for the camera at the Dinkey Creek outing



## Outings Continued from Page 3

Jeff Trafican

I want to personally thank Bob Papazian for all of his hard work in planning and putting on this outing. It was a great success because of his efforts. I also want to thank Lloyd Suehiro for all of his help the day of the outing.

### BIG MEADOWS OUTING (KAWEAH CLUB)


We have been invited to join the Kaweah Club at their outing at Big Meadows in Sequoia National Park on June 16. There will be fishing, activities, and food. Please contact Scott West (299-2845) if you are planning on attending. He can give you directions and more details about the outing.

### EDISON LAKE TRIP

Our July outing will be a weekend trip to Mono Campground near Edison Lake on the weekend of July 21<sup>st</sup> and 22<sup>nd</sup>. This is an area that offers many fishing opportunities. Some nearby fishing spots include Mono Creek above and below Edison Lake, Portal Forbay, Mono Hot Springs, Ward Lake, Jackass Meadows at Florance Lake, Bear Creek, and many more. Limited campsites are reserved. Please contact me if you are interested. Jeff Trafican 299-0591



Lloyd Suehiro proudly showing his shad catch



San Joaquin Shad River Rats



## Rod Building

Dave Burris

**This is kind of a lets not repair it if we don't have to:** Well as I came back to the truck from a long walk up a hill from the San Joaquin River shad outing I was a bit hot and tired from crawling around on the rocks I opened up the truck grabbed a ice cold water from the cooler and started to take down my fly rod. Cut the fly off and took off the reel put it away in it's reel case and then is when the fun started I went to put the rod away and I couldn't get it apart from the furl in seemed as though some one had put glue in the furl so I started thinking it was cold or cool when I put it together and it had warmed up quit a bit by 1 pm it was over 95 deg here in the parking lot and the rod was a black blank 7wt. out in the sun for 4 hrs. I thought to myself it must of expanded and that's why I can't get it apart with a cold bottle of water in one hand the rod in the other I thought I will just cool it off with water... Cold water didn't do it so on to ice... Ice didn't do it either... I thought oh no now my 7 wt. is a one-piece rod for good. But not being in a rush and not wanting to break the blank I thought I would just take it home and set it in the rod rack and look at it the next day and low and behold I picked it up the next morning and it came right apart it had cooled off and shrunk back to it's unexpanded size and no problem... So when you find your self on a early cool summer morning fly fishing make sure that you don't put your fly rod together with too much force or you wont get it apart until it cools down and always make sure the furl is clean and has some furl lube on it be it Bees Wax or some of the newer furl lubes out there I have seen the new Loone furl treatment and have ordered it now and will be giving it a try I will keep you posted on that one. But if all else fails rub the male furl on the side of your nose before you put your rod together just the little bit of oil on your skin about your nose will keep it from sticking most of the time...If not don't be in a rush and break the rod just let it cool down and it should come right apart

## Club Meeting Dates 2007

March 31-April 2	Pyramid Lake Trip	August 23	General Mtg.
April 4, 11, 18, 25	Castling Woodward Park	September 27	General Mtg.
April 14	Banquet Saturday	Sept. 29-30	Upper Kings River Trip
April 21	Hume Lake Outing	October 20	Cedar Grove (Kings River Classic hosted by Visalia Club)
May 20	Dinkey Creek Area (Emphasize newcomers)	October 25	General Mtg.
May 24	General Mtg.	Nov. 9 Friday	General Mtg.
June 2	San Joaquin River Shad Outing	Nov. 17	San Luis Reservoir Outing
June 14	Lough Fishing (River Center)	Dec 14 Friday	General Mtg.
June 16	Big Meadow w/Kaweah club		
June 28	General Mtg.		
July 21-22	Lake Edison Area Trip		
July 26	General Mtg.		

### CASTING

**Dan Busby**

### PRACTICE MAKES PERFECT

So you purchased a fine fly rod and a line that matches perfectly, a great reel, leaders and tippets four dozen can't miss flies, waders and felts, vest and net, polarized glasses and a beautiful hat, two bottles of sticky stuff, assorted other dandies to hang from the vest, a six pack of Bud – and you head for the hills.

Upon arriving at the stream of your dreams, you and your friends sort out the pile of new-acquired pleasure and, to the best of your memory, assemble it properly.

You do recall that the reel goes on the big end of the rod, and hangs down when the rod is properly held, while your friend offers that the line should come out through the little round wire thing on the skinny end of the rod. After neat square knots between line, leader, and tippet, and fly attached with a couple of half-hitches, it's time to go get 'em.

You step into the cold stream, a trout rises some thirty feet away, and you go into action like a coiled spring. Some ten seconds later, you're frozen in your tracks. Amidst a jumble of cascading fly line, falling flora and a friend diving behind the nearest log.

The worst thing next to a snake bite has happened: **YOU FORGOT TO BRING YOUR CAST.**

You can buy everything mentioned here except the cast. You can even hire a guide to read the water, point the fish out, and tell you what bug to cast and where to cast it – but he can't cast for you.

I can think of nothing more important to a fly-fisher than the ability to cast well, and the formula is simple: learn a few good techniques and practice them long enough and often enough so that they become ingrained in your memory.

I often hear it said that fishing is the best practice. I agree, if the techniques are correct but, if they're not, you are simply practicing poor casting – and the longer you do this, the harder it becomes to ingrain the muscle memory required to properly cast, automatically and with out effort.

Practice can be done in many ways; ideally with your outfit on a nice pond. I practice in my front yard regularly, and it only offers 45 feet, but I believe 80% of my practice should be at less than 40 feet. After all, it is easier to practice building tight loops and line speed (the two most important products of proper technique) when you're not struggling to muscle a cast way out there.

I also implore you please, please, please spend at least 50% of your practice time practicing and watching your back cast. This is the most neglected but fundamental step in casting. After all, there will never be a great forward cast made off a poor back cast. Some of my best friends who are great casters occasionally develop a glitch in their cast. Invariably, they find it to be in their back cast, probably because even they don't look back enough.

**(Continued Next Page)**

# CASTING

DAN BUSBY

(Continued from Page 7)

A fly rod tip section with a length of cord makes a great practice outfit for around the house. You can build tight loops, open loop roll cast, sidearm cast under the TV, or skid a horizontal loop across the tile floor or hardwood floor. Have some fun; make it a contest see who, washes the dishes.

Once the fundamentals are taking hold in your mind and muscles, you can start visualizing as you drive down the road or go to sleep at night. Pantomime with visualization can be extremely effective.

There are many good books, videos and cassettes available at fly fishing shops, so I'm not going into great detail on style or technique at this point. No doubt the best immediate and lasting results will come from one-on-one casting lessons with a qualified instructor. If you do this early, you will avoid a lot of confusion and will certainly get more enjoyment from our great sport.

We will get into technique, substance and style in a later article. In the meantime, if there are some particular aspects of casting you would like to know more about call Dan Busby 636-8907 and he can set up an appointment for a private lesson.

Practice makes perfect. Remember that poor guy who couldn't cast 30 feet to a rising trout? With a little practice he could do it with a rake handle.

Nothing about distance casting? Right. Well remember you can't cast long until you can cast short correctly. I will share with you one secret I've learned in distance casting: Don't stand on your line.

Dan Busby is our Certified FFF Casting Instructor

## GENERAL MEETING RAFFLES ARE GETTING A NEW INFUSION OF MERCHANDISE, THANKS TO SOME OF OUR GENEROUS MEMBERS

Thanks to "**SCOTT MACKAY**" for donating a huge bag of fly fishing gear for our monthly raffles. This is the second big bag of gear Scott has donated this year.

**WE APPRECIATE YOUR GENEROSITY, SCOTT!!**

FFFC welcomes any & all donations for our conservation fundraising efforts. The FFFC is a 501(c)3 non-profit organization All donations & gifts are tax deductible pursuant to the IRS rules governing charitable contributions. FFFC provides receipts for charitable contributions, on request. (See enclosed form)

## FREE RAFFLE TICKETS IN JUNE TO ALL FLY TYERS

At the June General Meeting, free raffle tickets will be given to anyone donating flies for our raffle. Here's how it works:

**\*Bring Three(3) FLIES and buy \$5 worth of raffle tickets  
-get a total of ten (10) raffle tickets.**

Continued next page



- \*Bring Six(6) FLIES and buy \$10 worth of raffle tickets**  
-get a total of twenty (20) raffle tickets
- \*Bring Nine(9) FLIES and buy \$15 worth of raffle tickets**  
-get a total of thirty (30) raffle tickets
- \*Bring Twelve(12) FLIES and buy \$20 worth of raffle tickets**

**Our Mission:**

Fly Fishers for Conservation (FFC) was organized in 1961 by a group of devoted Fly Fishers deeply concerned with the preservation of trout and all game fish, their environment, and the quality of fishing. Our club has maintained two goals since this time:

To foster and promote the sport of angling with artificial flies

To protect, conserve, and increase our angling resources.



## BULLETIN BOARD

### WHAT'S HAPPENING ON THE LOWER KINGS

Since 1999, the Kings River Fisheries Management Program (Program) has been working to restore the lower Kings River to the fishery it used to be. A history of the program as well as documents relative to the program's beginning are to be found at the web site run by the Public advisory group. The URL is: <http://www.kingsriverfisheries.org>. Not only can you read these documents, you can report your success, or lack, on the lower Kings via the Anglers' survey, get the latest reservoir levels, be a part of the ongoing discussions in the forum section and view some pictures of the latest restoration efforts on the lower Kings.

Mammoth High School Fly Fishing Club is starting a fly tying class this Spring. Chris Leonard our youth VP has told me that they have limited tools and material. The Club sold Christmas Trees as a fund raiser to purchase needed things for the class. They raised around \$300.00, a good start!!; but that wont go very far. MHSFFC is the only youth group that the Council has. I know that every tier out there has some old tools, or material that they don't use. We all now what I am talking about, The bright lime dubbing the dd #6 scud hook the scissors that don't fit your fingers, your first vice. This club of 15 eager students could use it!!! Anyone , or Club wishing to donate can bring items to the next Council meeting, or contact me and I will make arrangements to pick them up.  
Wayne Thompson [wayne@sawdustandflies.com]

## FFFC Membership Application

Name \_\_\_\_\_

Address \_\_\_\_\_

\_\_\_\_\_

\_\_\_\_\_

Email \_\_\_\_\_

Phone \_\_\_\_\_

Fees are due February 1, each year.  
**Pro-Rate:** Pay for months remaining until January 30 including current month at 1/12 annual rate.  
 \* Add initiation fee, \$10.  
 One newsletter per household.

- Regular Membership \$36
- Senior Membership \$24 (over age 65)
- Spousal Member \$12
- Jr. Member \$6 (Under 18)
- Lifetime Member \$500
- Shoulder Patch \$5
- CSUF Scholarship Donation**  
\$ \_\_\_\_\_
- Conservation Donation**  
\$ \_\_\_\_\_

**Make Check payable to FFFC.**  
**Mail to 100 E. Sierra, PMB 3310, Fresno, CA 93710**

Initiation fee \$ 10.00

Total: \$ \_\_\_\_\_

Office use only: Amount \_\_\_\_\_ Check/Cash \_\_\_\_\_ Date \_\_\_\_\_ Input \_\_\_\_\_ Initial \_\_\_\_\_

**FLY DOPE**  
**FLY FISHERS FOR CONSERVATION**  
 100 E. Sierra, PMB 3310  
 Fresno, CA 93710

Periodical  
 US  
 Postage  
 Paid at Fresno,  
 California  
 USPS 483-110

FLY DOPE (USPS 483-110) IS PUBLISHED MONTHLY AT \$18.00 PER YEAR BY THE FLY FISHERS FOR CONSERVATION, INC.  
 POSTMASTER: SEND ADDRESS CHANGES TO FFC, 100 E. SIERRA, PMB 3310, FRESNO, CA 93710

Fly Fishers For Conservation

**2006  
 Slate**

**Board Officers and Committee Members**

**Meetings held at:**

Fresno Sportsman's Club  
 10645 N. Lanes Road  
 Fresno, CA 93720

**4th Thursday of every  
 Month**  
**6 PM Skills Training**  
**7 PM Program**



McKenzie Cup Winner  
 1989

**Officers**

President/Editor	Stephen Neal	(415) 314-7690cell	wsneal@starband.net
1st V.P./Secretary	Jim Clark	(559) 322-1685	blueswiftrun@sbcglobal.net
2nd V.P. /Treasurer	Bob Papazian	(559) 434-6544	bobpapazian@cvi.net
Conservation	Jayne Ferrante	(559) 446-1505	jayne@ferrantefinancial.com
Membership	Sue Leveque	(559) 297-1767	jsleveque@comcast.net
<b>Committee Chairs</b>			
Social Director	Robert Stearns	(599) 298-5253	r.stearns@sbcglobal.net
Fly Casting	Dan Busby	(559) 433-1651	dantheflyfisher@sbcglobal.net
Rod Bldg./Web Page	David Burris	(559) 642-4190	seabass1469@yahoo.com
Fly Tying	Jerry Hopewell	(559) 638-5282	fluestang@comcast.net
Outings	Jeff Trafican	(559) 299-0591	jatraf@yahoo.com
Education Director	Bill Bruce	(559) 299-6615	bbruce@cvi.net
Communication	Scott West	(559) 299-2845	mandydad@sbcglobal.net
Fair	Mits Kozuki	(559) 646-3020	no email
Director at Large	Paul Prespare	(559) 435-5347	utcsppv@aol.com
Director at Large	Roger Miller	(559) 226-4351	rogfly@hotmail.com
Director at Large	Frank Jones	(559) 222-5864	fpjones@comcast.net